



linking research to real life.

The OCALI AT Center

Free Resources to Meet Your Students' AT Needs



Jan Rogers, MS, OTR/L, ATP

jan_rogers@ocali.org



Educational Identification of Students with ASD Series


November 2015 – February 2016

Presented by the Autism Center at OCALI
(Space limited to 125 participants)

Presenter: Ruth Aspy, Ph.D.

Extended S

Language Arts Mat



Find content about:

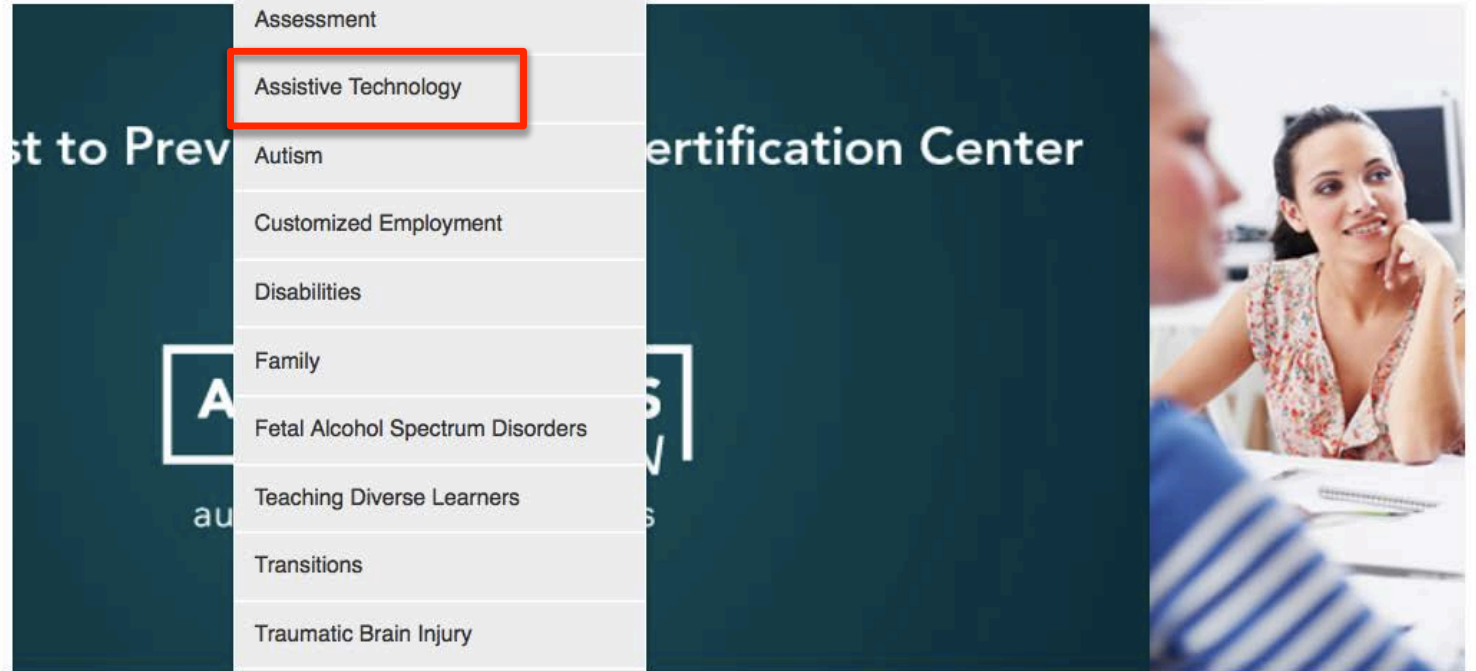
Topics

in: Media Types



-  Autism Center
-  Teaching Diverse Learners Center
-  Universal Design for Learning Center
-  Assistive Technology Center
-  Lifespan Transitions Center
-  Family Center

- All Topics
- Assessment
- Assistive Technology
- Autism
- Customized Employment
- Disabilities
- Family
- Fetal Alcohol Spectrum Disorders
- Teaching Diverse Learners
- Transitions
- Traumatic Brain Injury
- Universal Design for Learning





Autism Center



Teaching Diverse Learners Center



Universal Design for Learning Center



Assistive Technology Center



Lifespan Transitions Center



Family Center

Find content about: **Topics** ▾ in:

Media Types ▾

All Media Types

Events

Learn

Links

News

Printables

Videos

Webinars

Introducing AT + ATIM Partnership

The *Meets the Brand New*



ASSISTIVE TECHNOLOGY
INTERNET MODULES

New Modules Available Now!



AT Center

-  Autism Center
-  Teaching Diverse Learners Center
-  Universal Design for Learning Center
-  Assistive Technology Center
-  Lifespan Transitions Center
-  Family Center



Introducing the WATI + ATIM Partnership

The Tried and True Meets the Brand New



New Modules Available Now!



The Assistive Technology Center at OCALI

The Assistive Technology Center at OCALI features resources, supports, professional development, and a short-term lending library to assist in the effective implementation of assistive technologies for persons with disabilities. Assistive technologies can assist those with disabilities to more independently access school, work, and life activities.

AT Basics

AT Basics

Start here to get the big picture. General AT information that is quick and easy to understand.

Assessment

AT Assessment

Explore resources and forms to help teams understand and implement effective AT assessments, as well as SIFTS, an exciting new OCALI tool to support the AT feature matching process.

AT Tools

AT Tools (Apps, Software, Hardware)

Access information and resources about AT tool selection, lending libraries for device trials and purchasing, and funding options.

AT Implementation

AT Implementation

Ideas for implementing AT to improve access to life tasks (learning, independent living, and work) as well as considerations for systems planning for AT implementation.

AT Professional Development

ATIM and other AT Professional Development

Learn about assistive technology through on-line modules (ATIM), webinars and webcasts. Explore information on AT university certification, advanced degree programs, and credentialing.



Assistive Technology Internet Modules (ATIM)

Learn about assistive technology through online learning modules on a broad range of topics for educators, professionals, families, persons with disabilities, and others.

AT Basics

AT Basics

Start here to get the big picture. General AT information that is quick and easy to understand.



Autism Center



Teaching Diverse Learners Center



Universal Design for Learning Center



Assistive Technology Center



Lifespan Transitions Center



Family Center



AT Basics

Video Collection

This collection of videos provides introductory information about assistive technology (AT) designed for quick access and ease of understanding. These videos provide a basic overview of AT, categories and types of AT, who can benefit, where to find an assessment and how to talk with school administrators about AT.

Overview of Assistive Technology
An animated one-minute overview of assistive technology addressing the who, what, when, where, and why of AT use.

Areas of Assistive Technology
This video introduces a variety of AT devices and services categorized by areas of learning and physical access.

Isabel Needs Assistive Technology (Isabel Necesita la Tecnología de Asistencia)
This video introduces viewers to AT and takes them through an Individualized Education Program meeting during which AT is considered. (Available in Spanish)

AT Resource Guide

This resource guide on the assistive technology (AT) decision-making process was created to assist Ohio school districts in understanding their obligation to provide needed AT devices and services to students with disabilities. General information on the school district's responsibility to consider the AT needs of all students who are receiving special education services and on the legal implications for districts is provided.

As outlined in the Individuals with Disabilities Education Improvement Act (IDEA), the local school district must provide for the specific needs of students with disabilities through a team process, including assessment for AT needs and implementation of AT services. Local educators and related service providers must make sound judgments on AT solutions that will be a part of the student's individualized educational program (IEP). It is OCALI's hope that this resource guide will support schools in making sound judgments in these areas.

This guide was developed in collaboration with the Ohio Assistive Technology Network with funding from the Ohio Department of Education's Office for Exceptional Children.

Assistive Technology Resource Guide
2015 edition

AT Resource Guide
This guide addresses AT in school including devices, services, legal issues, funding, assessment, IEP goals, forms, and checklists.

ATIM - Overview of AT

The "Overview of Assistive Technology" module located on ATIM is an introduction to the field of assistive technology (AT). Beginning with the definition of AT and continuing with laws that influence AT implementation, readers are exposed to the field of AT through descriptions of AT devices and services. This module also covers the low-mid-high tech continuum of AT, standards of practice, professional growth opportunities in the area of AT, and AT program and self-evaluation tools.

Overview of Assistive Technology (AT)
Beginning with the definition of assistive technology and continuing with laws that influence AT implementation, readers will be exposed to the AT field through descriptions of AT devices and services.



Autism Center



Teaching Diverse Learners Center



Universal Design for Learning Center



Assistive Technology Center



Lifespan Transitions Center



Family Center



AT Basics

Video Collection

This collection of videos provides introductory information about assistive technology (AT) designed for quick access and ease of understanding. These videos provide a basic overview of AT, categories and types of AT, who can benefit, where to find an assessment and how to talk with school administrators about AT.



Overview of Assistive Technology

An animated one minute overview of assistive technology addressing the who, what, when, where, and why of AT use.



Areas of Assistive Technology

This video introduces a variety of AT devices and services categorized by areas of learning and physical access.



Isabel Needs Assistive Technology (Isabel Necesita la Tecnologia de Asistencia)

This video introduces viewers to AT and takes them through an Individualized Education Program meeting during which AT is considered. (Available in Spanish)



Assistive Technology

AT Resource Guide

This resource guide on the assistive technology (AT) decision-making process was created to assist Ohio school districts in understanding their obligation to provide needed AT devices and services to students with disabilities. General information on the school district's responsibility to consider the AT needs of all students who are receiving special education services and on the legal implications for districts is provided.

As outlined in the Individuals with Disabilities Education Improvement Act (IDEA), the local school district must provide for the specific needs of students with disabilities through a team process, including assessment for AT needs and implementation of AT services. Local educators and related service providers must make sound judgments on AT solutions that will be a part of the student's individualized educational program (IEP). It is OCALI's hope that this resource guide will support schools in making sound judgments in these areas.

This guide was developed in collaboration with the Ohio Assistive Technology Network with funding from the Ohio Department of Education's Office for Exceptional Children.



Assistive Technology Resource Guide

2013 edition

AT Resource Guide

This guide addresses AT in school including devices, services, legal issues, funding, assessment, IEP goals, forms, and checklists.

ATIM - Overview of AT

The "Overview of Assistive Technology" module located on ATIM is an introduction to the field of assistive technology (AT). Beginning with the definition of AT and continuing with laws that influence AT implementation, readers are exposed to the field of AT through descriptions of AT devices and services. This module also covers the low-mid-high tech continuum of AT, standards of practice, professional growth opportunities in the area of AT, and AT program and self-evaluation tools.



Overview of Assistive Technology (AT)

Beginning with the definition of assistive technology and continuing with laws that influence AT implementation, readers will be exposed to the AT field through descriptions of AT devices and services



AT Resource Guide



This resource guide on the assistive technology (AT) decision-making process was created to assist Ohio school districts in understanding their obligation to provide needed AT devices and services to students with disabilities. General information on the school district's responsibility to consider the AT needs of all students who are receiving special education services and on the legal implications for districts is provided.

As outlined in the Individuals with Disabilities Education Improvement Act (IDEA), the local school district must provide for the specific needs of students with disabilities through a team process, including assessment for AT needs and implementation of AT services. Local educators and related service providers must make sound judgments on AT solutions that will be a part of the student's individualized educational program (IEP). It is OCALI's hope that this resource guide will support schools in making sound judgments in these areas.

This guide was developed in collaboration with the Ohio Assistive Technology Network with funding from the Ohio Department of Education's Office for Exceptional Children.

[Download Full AT Resource Guide \(PDF\)](#)

Local Funding Sources

Local Funding Sources Worksheet

Summary

References and Resources

Section 4 **Assistive Technology Consideration in the IEP** 52

Implications of Assistive Technology Consideration

Quality Indicators for Consideration of Assistive Technology Needs

Documenting Assistive Technology Consideration

Difference Between Assistive Technology “Consideration” and Assistive Technology “Assessment”

Checklist for Assistive Technology Consideration

Summary

References and Resources

Section 5 **The Assistive Technology Assessment Process in the School Environment** 62

Overview of the Assistive Technology Assessment Process

Quality Indicators for Assessment of AT Needs

Step 1: Initiation of the Assistive Technology Assessment Process

Step 2: AT Assessment Team

Identifying the Team

Team Decision-Making Strategies

Step 3: Assessment for Assistive Technology

Overview of SETT

Extending the SETT Framework

Assessment Summary of Student Need for Assistive Technology Form

Data-Gathering Techniques

Assistive Technology Assessment Guides

Assessment for Assistive Technology Tool System

The Tools

Assistive Technology Solutions Continuum Form

Step 4: AT Systems and Recommendations

Step 5: Acquisition and Implementation

Quality Indicators for Assistive Technology Implementation

Step 6: Followup and Ongoing Assessment

Assistive Technical Support Form

Quality Indicators for Evaluating the Effectiveness of Assistive Technology

Transitions

Quality Indicators for Assistive Technology Transition

Planning for the Future

Summary

References and Resources

Section 6 **Writing Assistive Technology Into the IEP** 90

Overview of Assistive Technology and the IEP

Quality Indicators for Including Assistive Technology in the IEP

Special Instructional Factors



AT Resource Guide Sections

**Assistive
Technology
Resource Guide**

2013 edition

Introduction to AT

An overview of AT devices and services commonly provided within the school setting for curriculum access and other school-related activities.

**Assistive
Technology
Resource Guide**

2013 edition

Federal Legislation and AT

A review of legislation and laws that pertain to AT including IDEA and section 504 of the Rehabilitation Act.

**Assistive
Technology
Resource Guide**

2013 edition

AT Funding

Information on funding options for AT including school districts, private agencies, public assistance programs, and not-for-profit organizations.

**Assistive
Technology
Resource Guide**

2013 edition

AT Consideration in the IEP

Information and forms to assist school IEP teams in considering a student's AT needs in an effective and meaningful way during the annual IEP process.

**Assistive
Technology
Resource Guide**

2013 edition

The AT Assessment Process in the School Environment

A review of the AT assessment process. The SETT framework, as well as other AT assessment tools and supports are also discussed.

**Assistive
Technology
Resource Guide**

2013 edition

Writing AT Into the IEP

Discover how to document AT devices and services into the IEP to show how it supports the student's achievement of goals and progress in the general education curriculum.

**Assistive
Technology
Resource Guide**

2013 edition

AT Assessment Guides

A collection of blank AT assessment forms that can be used or adapted for use to conduct AT assessments in various areas of need.

**Assistive
Technology
Resource Guide**

2013 edition

Forms and Checklists

A collection of blank forms and checklists that might be used in planning for, considering, assessing, or implementing assistive technologies.



Assessment




AT Assessment

Explore resources and forms to help teams understand and implement effective AT assessments, as well as SIFTS, an exciting new OCALI tool to support the AT feature matching process.






AT Consideration Process

AT should be considered for every student with an IEP. Consideration goes beyond simply checking "yes" or "no" on the IEP documents, but is a careful and thoughtful discussion that focuses on the student's needs and abilities, environments, tasks and how they might be supported by AT. The results of the AT consideration discussion may indicate the need for a more in-depth AT assessment. The following resources will help define the AT consideration process.

 <p>AT Consideration in the IEP Process</p> <p>This module will assist educational professionals and IEP team members in considering and determining student need for assistive technology.</p>	 <p>AT Consideration in the IEP</p> <p>Information and forms to assist school IEP teams in considering a student's AT needs in an effective and meaningful way during the annual IEP process.</p>	 <p>AT Consideration Video</p> <p>This video will assist educational professionals and IEP team members in considering and determining student need for assistive technology.</p>
---	---	---

AT Assessment Process

The AT Assessment process is a comprehensive and thorough evaluation of the student's needs, their environments, the tasks or goals they are wanting to achieve and the possible AT tools that may help facilitate these goals. The AT process does not end with tool selection, but also includes follow-up and ongoing assessment as tasks and environments change and new tools are developed. The following resources provide information about the AT assessment process.

 <p>AT Assessment Process in the School Environment</p> <p>This module introduces the process of AT assessment including the composition of different types of AT teams, guiding documents and frameworks, and feature-matching.</p>	 <p>AT Assessment Tools</p> <p>This module will introduce the reader to a wide variety of tools that can be used to guide the assessment process.</p>	 <p>The AT Assessment Process in the School Environment</p> <p>A review of the AT assessment process. The SETT framework, as well as other AT assessment tools and supports are also discussed.</p>
--	---	---

AT Assessment Resources

The following are a list of website resources that can be used to facilitate the AT assessment process. The resources include an assessment framework with supporting forms, other AT assessment forms for specifically identified student needs such as reading, writing, communication, math, organizational skills, etc., assessments for mobile devices and apps selection and the OCALI SIFTS tool.


 <p>General AT Assessment Frameworks and Tools</p> <p>A list of website resources that can be used to facilitate the AT assessment process.</p>	 <p>Mobile Devices and Apps Assessment Tools</p> <p>A collection of assessment and feature-matching resources for mobile device/apps consideration.</p>	 <p>SIFTS</p> <p>Explore SIFTS (Student Inventory for Technology Supports), a new OCALI tool to support teams through the AT feature matching process.</p>
---	---	--



AT Assessment


AT Consideration Process

AT should be considered for every student with an IEP. Consideration goes beyond simply checking “yes” or “no” on the IEP documents, but is a careful and thoughtful discussion that focuses on the student's needs and abilities, environments, tasks and how they might be supported by AT. The results of the AT consideration discussion may indicate the need for a more indepth AT assessment. The following resources will help define the AT consideration process.




AT Consideration in the IEP Process

This module will assist educational professionals and IEP team members in considering and determining student need for assistive technology.



AT Consideration in the IEP

Information and forms to assist school IEP teams in considering a student's AT needs in an effective and meaningful way during the annual IEP process.



AT Consideration Video

This video will assist educational professionals and IEP team members in considering and determining student need for assistive technology.

AT Assessment Process

The AT Assessment process is a comprehensive and thorough evaluation of the student's needs, their environments, the tasks or goals they are wanting to achieve and the possible AT tools that may help facilitate these goals. The AT process does not end with tool selection, but also includes follow-up and ongoing assessment as tasks and environments change and new tools are developed. The following resources provide information about the AT assessment process.



AT Assessment Process in the School Environment

This module introduces the process of AT assessment including the composition of different types of AT teams, guiding documents and frameworks, and feature-matching.



AT Assessment Tools

This module will introduce the reader to a wide variety of tools that can be used to guide the assessment process.

Assistive Technology Resource Guide

2013 edition

The AT Assessment Process in the School Environment

A review of the AT assessment process. The SETT framework, as well as other AT assessment tools and supports are also discussed.

AT Assessment Resources

The following are a list of website resources that can be used to facilitate the AT assessment process. The resources include an assessment framework with supporting forms, other AT assessment forms for specifically identified student needs such as reading, writing, communication, math, organizational skills, etc., assessments for mobile devices and apps selection and the OCALI SIFTS tool.

LINK



General AT Assessment Frameworks and Tools

A list of website resources that can be used to facilitate the AT assessment process.

LINK



Mobile Devices and Apps Assessment Tools

A collection of assessment and feature matching resources for mobile device/apps consideration.

Student Inventory for Technology Supports

SIFTS

Explore SIFTS (Student Inventory for Technology Supports), a new OCALI tool to support teams through the AT feature matching process.

General AT Assessment Frameworks and Tools

[WATI \(Wisconsin Assistive Technology Initiative\)](#) - WATI provides a free downloadable version of the Assessing Student Needs for Assistive Technology (ASNAT) Manual that includes a variety of assessment forms.

[SETT \(Student, Environment, Tasks and Tools\)](#) - The SETT Framework is a four part model intended to promote collaborative decision-making in all phases of AT service design and delivery from consideration through implementation and evaluation of effectiveness. Link includes free downloadable forms.

[PAR \(Protocol for Accommodations in Reading\)](#) - A free downloadable tool from Don Johnson designed to help determine the most suitable reading accommodations for students.

[National Center on Accessible Educational Materials \(AEM\) Navigator](#) - An interactive tool that facilitates the process of decision-making around accessible educational materials (AEM) for an individual student.

[National Center on Accessible Instructional Materials \(AIM\) Explorer](#) - The AIM Explorer is a free downloadable simulation tool that combines grade-leveled digital text with access features common to most text readers and supported reading software.

Mobile Devices and Apps Assessment Tools

Mobile Devices

[SNOW Feature Matching Checklist for Mobile Devices](#) - Online and Word doc checklist of mobile devices features to consider.

[iPad Features Chart](#) - Developed by Gayl Bowser and Nicole Lakusta and collaboratively created by the QIAT community, the iPad Features Chart covers physical features, operation, social aspects, work / use environments, possible disadvantages and access features.

Apps

[Quick Feature Matching Checklist for iPads](#) - Feature-matching tool to determine effectiveness of apps including data tracking, voice output, customization, sensory, self-monitoring, share/email and motor skills features.

Student's Use of Apps

[iEvaluate App Rubric](#) - Developed by Jeanette Van Houten. This is an app evaluation rubric and worksheet to help decide which app is appropriate for progress toward specific IEP goals.

AT Tools

AT Tools (Apps, Software, Hardware)

Access information and resources about AT tool selection, lending libraries for device trials and purchasing, and funding options.

AT Tools (Apps, Software, Hardware)

AT Selection

Once the feature-matching process has concluded (see [AT Assessment](#)), a list of potential features of assistive technology (AT) devices is generated. These links provide information on AT tools for team as they match features to specific devices that can be trialed.

LINK



AbleData

Provides objective information about AT and rehabilitation equipment including a database of 40,000 products with descriptions and contact information.

LINK



TechMatrix

Search over 400 AT products by content area, grade level, IDEA disability category, instructional support categories, or keywords.

LEARN

Mobile Apps Selection

A collection of resources to aid in searching for apps that contain specific features to meet an individual's AT needs.

AT Trials

An important step of the AT assessment process is hands-on trials with potential AT solutions. The following are statewide lending libraries that offer a wide variety of AT equipment that can be borrowed for hands-on trials prior to purchase.



OCALI Lending Library AT Devices

Trying to find the right assistive technology? Borrow a device from the AT lending library. Short term loans are available for AT device evaluations.



AT Ohio

AT equipment for users across the lifespan, loaned for 30 days. Items include daily living aids, environmental control, AT for recreation, and more.



Find content about: **Topics** ▾ in: **Media Types** ▾

Three week loan
Shipped free!



Autism Center



Teaching Diverse Learners Center



Universal Design for Learning Center



Assistive Technology Center



Lifespan Transitions Center



Family Center

Lending Library



Lending Library

The OCALI Lending Library is available to any person over the age of 18 residing or working in the state of Ohio. Please [download the PDF application](#) and mail, fax or email it to OCALI to create a Lending Library account. Once your application has been processed and your account has been established, we will notify you via email. For assistance with the OCALI Lending Library, please contact OCALI toll free at 866.886.2254 and ask for the lending library or email lendinglibrary@ocali.org.

[Continue to the Lending Library](#)





OCALI

Login

Type what you want to search for in the box above, then click once on a button to search the collection



Keyword



Sounds Like



Subject



Title



Author




Series



Editor
Illustrator

Top Ten Popular Items New Items Top Ten Authors Top Ten Subjects Top Ten Series Recommended Reading



[The Incredible 5-Point Scale](#)



[Building Social Relationships](#)



[Super Skills](#)




[Social Behavior Mapping:](#)



[Thinking About You Thinking About Me](#)



[My Book Full of Feelings:](#)



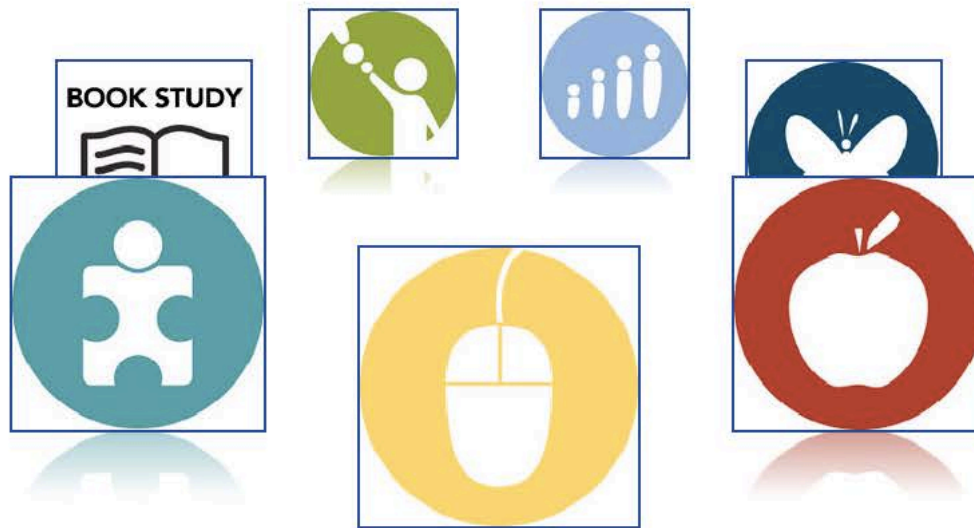
[Asperger Syndrome and Sensory Issues](#)



[View more](#)



Topics



Assistive Technology

← Select a Topic to search →



OCALI

HOME

TOPIC SEARCH

MULTISEEK

ADVANCED

MESSAGES

NEW ITEMS

LINKS

HELP



Login

Topic Searches

Select a Search



AT Assessment



EN4.3 Powered by L4U™ Library Software
Copyright© 1985-2015 SRB Education Solutions Inc.
All Rights Reserved Worldwide
EM4.3-107-20150617 - 2417 - C3.0

Barcode	Title & SubTitle	Author	Status	Publisher Name	User1	User2	User3
<input type="checkbox"/> 000741	<u>7 Level Communication Builder</u>		In	Enabling Devices	Device		
<input type="checkbox"/> 000733	<u>Advocate</u>		In	Zygo Industries, Inc.	AT Devices		
<input type="checkbox"/> 003448	<u>All-Turn-It Spinner</u>		In	Ablenet	Device		
<input type="checkbox"/> 003001	<u>AMDI Evaluation Module Kit</u>		Out	AMDI	Device		
<input type="checkbox"/> 001876	<u>Amigo</u> Portable Magnifier		Out	Enhanced Vision	AT Devices		
<input type="checkbox"/> 003231	<u>Beamz Classroom</u>		In	Beamzinteractive	Device		
<input type="checkbox"/> 003386	<u>BigKeys LX Yellow QWERTY</u>		In	BigKeys	Device		
<input type="checkbox"/> 003387	<u>BigKeys Plus - ABC</u>		In	BigKeys	Device		
<input type="checkbox"/> 002348	<u>Blue Bird</u>		In	Saltillo Corporation	AT Devices		
<input type="checkbox"/> 003376	<u>Blue2 Bluetooth Wireless Switch</u> # 1		In	Ablenet	AT Devices		
<input type="checkbox"/> 003377	<u>Blue2 Bluetooth Wireless Switch</u> # 2		In	Ablenet	AT Devices		
<input type="checkbox"/> 003445	<u>Bookworm</u>		In	Ablenet	Device		
<input type="checkbox"/> 002458	<u>Chat PC Silk # 1</u>		In	Satillo	AT Devices		

◀ Previous Item

Place a Booking

Go Back

Next Item ▶

[View the MARC Record](#)



Title [Logan Prox Talker](#)

Local Call Num. DEV 002671 LOG

Status This item is OUT and should be returned on Sep 8, 2015

Lexile 0L

Accelerated Reader Points: 0
Level: 0

Publishing Info Saltillo Corporation

Loan Type/Days DEV-Device / This item may circulate for 21 Days

Department MIS-Miscellaneous

Media DEV-Device

Description The Logan Prox Talker is a moveable picture communication system that talks. It works just like a PECS book "sentence strip" except ProxTalker actually talks! The communication symbols, referred to as "Sound Tags", are encoded with a unique radio frequency identification code. There are five word zone buttons so a complete sentence can be formed. Sound Tags are included with the device and are also available to add to a system. There is no programming involved.

AAC

Resources [Logan ProxTalker](#)
[L4U Book Cover](#)

All About the LOGAN® PROXTALKER®



Some things you cannot do with an iPad - 3 mins to be convinced including LOGAN® PROXTALKER® vs DodgeTruck!





AT Center



AT Reading Kit

AT Center




Math Kit

AT Center



Organization Kit

AT Center



Writing Kit



AT Center



Adapted School Tools Kit

AT Center



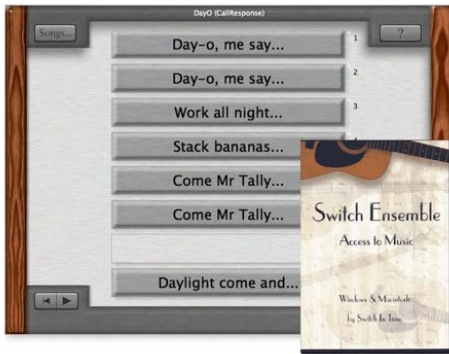
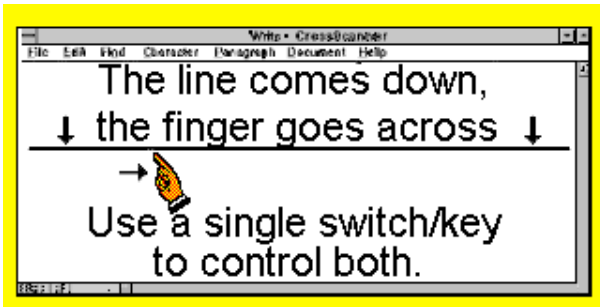

Switch Activity Kit

AT Center



Switch Assessment Kit
Enabling Devices

AT Center



Switch Access Laptop Kit

AT Center




Low Tech Communication Kit

AT Center

Cosmonaut Capacitive Stylus



Stylus Kit



Precision Touch Stylus
Large Model

Finger Stylus Ring
and Keychain



Chunky Pencil-Like
Capacitive Stylus Pen



Slap Stylus Fashion Bracelet



Universal Stylus Pen
Bundle Long & Short



Mavis's Dairy Luxury
Crystal Mini Stylus



Adoni Disc Stylus



Fosmon Youth Series
Kids Stylus Pen




AT Center




High Tech Devices


AT Center




Social



Behavior




Communication




Sensory




Schedule/Pl...




Reading/Writing




Cognitive Writing




Math/Science




Handwriting/...



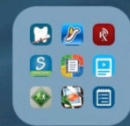
Emotional V...




Misc Apps




Productivity




Life Skills &...




Vision



Extras



Switch Access



Alternate Access


AT Center



Avaz Pro



Look-2-Learn



Idioms



Proloquo2Go




Words For Life



Sono Flex



wwbalken



Verbally



TD Compass



AAC



SoundingBrd



Scene Speak



ASL



TouchChatHD



TS Choice



GoTalk Now



AsstExpress



TS Sequence

Communication iPad and iPad Mini



Flash Cards



AAC Ferret

AT Purchasing

Once an AT device has been selected, the funding process begins. These resources help school teams obtain necessary AT equipment.

DOWNLOAD



AT State Discount

Purchase selected assistive technology software and hardware at discounted pricing.

Assistive Technology Resource Guide

2013 edition

AT Funding

Information on funding options for AT including school districts, private agencies, public assistance programs, and not-for-profit organizations.

LINK



Computer Refurbishing Program

AT Ohio maintains a computer refurbishing program that provides donated computers to individuals with disabilities for a nominal fee.

LINK



Goodwill Easter Seals, Miami Valley Assistive Technology Services

Computer recycling program in central Ohio.

LEARN

AT Funding: Who Will Pay?

An interactive PowerPoint show that presents student scenarios and potential options for funding.

AT Center

State Discounts

Assisting schools in saving funds and providing learning supports for all students



How can I get funding assistance?

AT Implementation





AT Implementation

Ideas for implementing AT to improve access to life tasks (learning, independent living, and work) as well as considerations for systems planning for AT implementation.

-  **Autism Center**
-  **Teaching Diverse Learners Center**
-  **Universal Design for Learning Center**
-  **Assistive Technology Center**
-  **Lifespan Transitions Center**
-  **Family Center**



AT Implementation

Effective AT Implementation ensures successful participation in educational activities. In addition, it promotes success when working toward mastery of IEP goals and making progress within the general education curriculum. The resources listed below provide information on the AT implementation process at both the student and school district/system-wide level.

 <p>Writing AT Into the IEP</p> <p>Discover how to document AT devices and services into the IEP to show how it supports the student's achievement of goals and progress in the general education curriculum.</p>	 <p>AT Implementation</p> <p>Learn to plan for the use of AT devices and services matched to the unique needs of the student, and to implement AT supports ensuring access to a free and appropriate education.</p>	 <p>AT Supports and Services in the IEP</p> <p>Learn about the law as it relates to AT, how to include AT in the IEP, how to ensure use of AT supports, and how to actively engage family members throughout the process.</p>	 <p>District-Wide AT Planning: A View From 40,000 Feet</p> <p>Experience district-wide comprehensive planning for assistive technology (AT) implementation that allows students improved access to AT supports.</p>
---	--	---	---

Accessible Educational Materials - AEM

Accessible educational materials, or AEM, are specialized formats of curricular content that are designed or converted in a way that makes them usable across the widest range of student variability regardless of format (print, digital, graphical, audio, and video).

 <p>National Center on Accessible Educational Materials</p> <p>Learn about AEM with resources for state- and district-level educators, parents, publishers, and others interested parties.</p>	 <p>The Center for Instructional Supports and Accessible Materials</p> <p>Discover Ohio's resource for accessible material needs for students with print disabilities, including students who are blind and visually impaired.</p>	 <p>Bookshare</p> <p>Explore this online library of over 200,000 titles including current-day books, magazines, and newspapers as well as textbooks and journals. Membership is free for those with qualifying disabilities.</p>	 <p>Supports for Struggling Readers</p> <p>Explore this list of digital resources most of which are free and a few are commercially available.</p>
--	---	--	--



Autism Center



Teaching Diverse Learners Center



Universal Design for Learning Center



Assistive Technology Center



Lifespan Transitions Center



Family Center



AT Implementation

Effective AT Implementation ensures successful participation in educational activities. In addition, it promotes success when working toward mastery of IEP goals and making progress within the general education curriculum. The resources listed below provide information on the AT implementation process at both the student and school district/system-wide level.

Assistive Technology Resource Guide
2013 edition

Writing AT Into the IEP

Discover how to document AT devices and services into the IEP to show how it supports the student's achievement of goals and progress in the general education curriculum.

ATIM
ASSISTIVE TECHNOLOGY INTERNET MODULES

AT Implementation

Learn to plan for the use of AT devices and services matched to the unique needs of the student, and to implement AT supports ensuring access to a free and appropriate education.

ATIM
ASSISTIVE TECHNOLOGY INTERNET MODULES

AT Supports and Services in the IEP

Learn about the law as it relates to AT, how to include AT in the IEP, how to ensure use of AT supports, and how to actively engage family members throughout the process.

FROM 40,000 FEET

District-Wide AT Planning: A View From 40,000 Feet

Experience district-wide comprehensive planning for assistive technology (AT) implementation that allows students improved access to AT supports.

Accessible Educational Materials - AEM

Accessible educational materials, or AEM, are specialized formats of curricular content that are designed or converted in a way that makes them usable across the widest range of student variability regardless of format (print, digital, graphical, audio, and video).

LINK

National Center on Accessible Educational Materials

Learn about AEM with resources for state- and district-level educators, parents, publishers, and others interested parties.

LINK

The Center for Instructional Supports and Accessible Materials

Discover Ohio's resource for accessible material needs for students with print disabilities, including students who are blind and visually impaired.

LINK

Bookshare

Explore this online library of over 200,000 titles including current-day books, magazines, and newspapers as well as textbooks and journals. Membership is free for those with qualifying disabilities.

LINK

Supports for Struggling Readers

Explore this list of digital resources most of which are free and a few are commercially available.

AT Implementation

Effective AT Implementation ensures successful participation in educational activities. In addition, it promotes success when working toward mastery of IEP goals and making progress within the general education curriculum. The resources listed below provide information on the AT implementation process at both the student and school district/system-wide level.



Assistive Technology Resource Guide

2013 edition

Writing AT Into the IEP

Discover how to document AT devices and services into the IEP to show how it supports the student's achievement of goals and progress in the general education curriculum.



ATIM ASSISTIVE TECHNOLOGY INTERNET MODULES

AT Implementation

Learn to plan for the use of AT devices and services matched to the unique needs of the student, and to implement AT supports ensuring access to a free and appropriate education.



ATIM ASSISTIVE TECHNOLOGY INTERNET MODULES

AT Supports and Services in the IEP

Learn about the law as it relates to AT, how to include AT in the IEP, how to ensure use of AT supports, and how to actively engage family members throughout the process.



FROM 40,000 FEET

District-Wide AT Planning: A View From 40,000 Feet

Experience district-wide comprehensive planning for assistive technology (AT) implementation that allows students improved access to AT supports.

Accessible Educational Materials - AEM

Accessible educational materials, or AEM, are specialized formats of curricular content that are designed or converted in a way that makes them usable across the widest range of student variability regardless of format (print, digital, graphical, audio, and video).

LINK



National Center on Accessible Educational Materials

Learn about AEM with resources for state- and district-level educators, parents, publishers, and others interested parties.

LINK



The Center for Instructional Supports and Accessible Materials

Discover Ohio's resource for accessible material needs for students with print disabilities, including students who are blind and visually impaired.

LINK



Bookshare

Explore this online library of over 200,000 titles including current-day books, magazines, and newspapers as well as textbooks and journals. Membership is free for those with qualifying disabilities.

LINK



Supports for Struggling Readers

Explore this list of digital resources most of which are free and a few are commercially available.

AT Adapted/Customizable Curriculum Resources

Some students require adaptations to the curriculum to scaffold information for their personal learning needs. The following are software programs that allow customized supports to access reading, writing, and mathematics and the content standards for each. The programs offer access to an online learning community where resources created by others can be downloaded, modified and used with your students.

LINK



IntelliTools Classroom Suite Activity Exchange

Discover hundreds of pre-made activities for immediate use with the IntelliTools Classroom Suite software.

LINK



Boardmaker Achieve Community

Explore this community of resources where over 200,000 board makers come together to share free, symbol-adapted learning activities.

LINK



Crick Software - LearningGrids

Learn about a software program designed to help students build sentences using whole words, phrases and pictures to illustrate writing, word prediction to help select words and to help understanding.

AT Systems Assessments

A collection of websites that offer free self-assessment tools to help a district evaluate their systems and supports for AT implementation.

LINK



Tots-n-Tech

Discover a research institute designed to study the prevalence and use of AT with infants and toddlers.

DOCUMENT



QIAT - Quality Indicators for Evaluation of the Effectiveness of Assistive Technology

Gain knowledge on guidelines teams can use to evaluate the effectiveness of AT devices and services that have been provided to a student.

DOCUMENT



QIAT - Self-Evaluation Matrices for the Quality Indicators in Assistive Technology Services

Use these self-evaluation matrices to measure areas of strength and plan for professional development, training, or support in the area of AT.

AT Professional Development

ATIM and other AT Professional Development

Learn about assistive technology through on-line modules (ATIM), webinars and webcasts. Explore information on AT university certification, advanced degree programs, and credentialing.



- Autism Center
- Teaching Diverse Learners Center
- Universal Design for Learning Center
- Assistive Technology Center
- Lifespan Transitions Center
- Family Center



ATIM and other AT Professional Development

Resources for Building AT Competencies

Building competencies in assistive technology can be accomplished through many different means. The resources below provide information and links that include 24-7 on-line learning opportunities, AT credentialing agencies, as well as university and college programs with AT certification and degree programs.

<p>Assistive Technology Internet Modules (ATIM)</p> <p>Learn about assistive technology through online learning modules on a broad range of topics for educators, professionals, families, persons with disabilities, and others.</p>	<p>Upcoming AT Webinars</p> <p>Join us for assistive technology webinars.</p>	<p>College and University AT Programs</p> <p>Discover options for AT professional development through college and university programs. Although not a complete list, the programs highlighted offer diversity in educational requirements and focus.</p>	<p>AT Credentialing Programs</p> <p>Explore programs providing credentialing with a specialization in assistive technology.</p>
--	--	---	--

Video Collection

The following videos are archived OCALI webinars or webcasts that provide information about specific topics in assistive technology.

<p>Reach and Teach All Students: UDL and AT</p> <p>Gain knowledge in UDL and AT to help all students access the curriculum, including those with the most diverse learning needs.</p>	<p>Express Yourself: Accessing the Visual Arts</p> <p>Explore adaptations, modifications, and assistive technology (AT) supports for to improve access to the visual arts for students with disabilities.</p>	<p>District-Wide AT Planning: A View From 40,000 Feet</p> <p>Experience district-wide comprehensive planning for assistive technology (AT) implementation that allows students improved access to AT supports.</p>	<p>AT Supports for Math</p> <p>Explore assistive technology (AT) tools and supports to increase access to and success with mathematics.</p>
<p>Acquiring and Using Digital Text to Support UDL</p> <p>Learn about digital text and its application for Universal Design for Learning (UDL).</p>			

ATIM and other AT Professional Development

Resources for Building AT Competencies

Building competencies in assistive technology can be accomplished through many different means. The resources below provide information and links that include 24-7 on-line learning opportunities, AT credentialing agencies, as well as university and college programs with AT certification and degree programs.



Assistive Technology Internet Modules (ATIM)

Learn about assistive technology through online learning modules on a broad range of topics for educators, professionals, families, persons with disabilities, and others.



Upcoming AT Webinars

Join us for assistive technology webinars.

LEARN

College and University AT Programs

Discover options for AT professional development through college and university programs. Although not a complete list, the programs highlighted offer diversity in educational requirements and focus.

LEARN

AT Credentialing Programs

Explore programs providing credentialing with a specialization in assistive technology.

Video Collection

The following videos are archived OCALI webinars or webcasts that provide information about specific topics in assistive technology.



Reach and Teach All Students: UDL and AT

Gain knowledge in UDL and AT to help all students access the curriculum, including those with the most diverse learning needs.



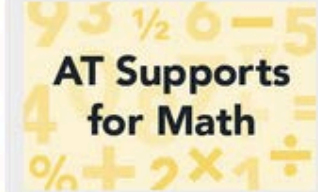
Express Yourself: Accessing the Visual Arts

Explore adaptations, modifications, and assistive technology (AT) supports for to improve access to the visual arts for students with disabilities.



District-Wide AT Planning: A View From 40,000 Feet

Experience district-wide comprehensive planning for assistive technology (AT) implementation that allows students improved access to AT supports.



AT Supports for Math

Explore assistive technology (AT) tools and supports to increase access to and success with mathematics.



Acquiring and Using Digital Text to Support UDL

Learn about digital text and its application for Universal Design for Learning (UDL).





linking research to real life.